

Stepping Motors

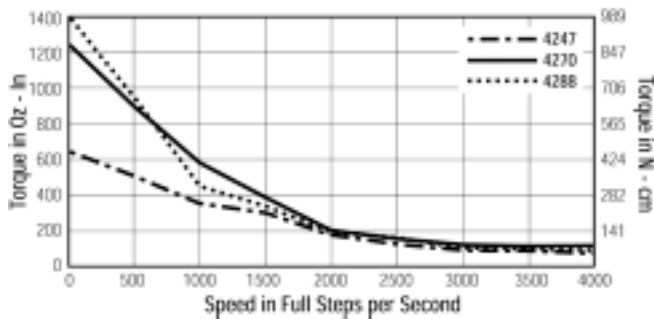


SIZE 42 1.8° HYBRID STEPPING MOTORS

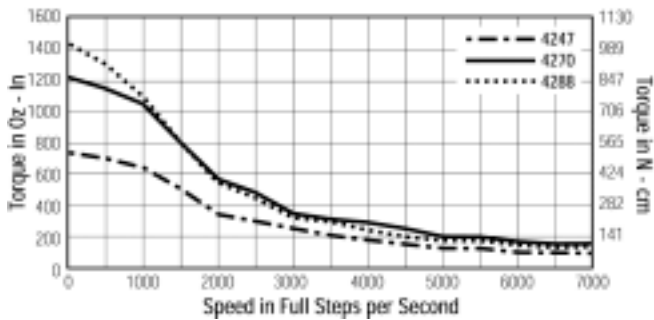
Specifications S=Single Shaft (D=Double Shaft)	Holding Torque oz-in (N-cm)	Phase Current Amps		Number of Leads	Phase Resistance Ohms		Phase Inductance mH		Detent Torque oz-in (N-cm)	Rotor Inertia oz-in-sec ² (kg-cm ²)	L _{MAX} Length inches (cm)	Weight oz (gm)
		Series	Parallel		Series	Parallel	Series	Parallel				
M2-4247-S (D)	810 (572)	5.0	10.0	8	0.46	0.115	24.64	6.16	13.0 (9.2)	0.055 (3.8838)	5.39 (13.69)	216 (6125.6)
M2-4270-S (D)	1440 (1017)	5.0	10.0	8	0.88	0.220	29.81	7.45	26.0 (18.4)	0.114 (8.0502)	7.55 (19.18)	320 (9072)
M2-4288-S (D)	2100 (1483)	5.0	10.0	8	1.00	0.250	22.24	5.56	39.0 (27.5)	0.172 (12.1458)	9.72 (24.69)	424 (12020.4)

TORQUE SPEED CURVES

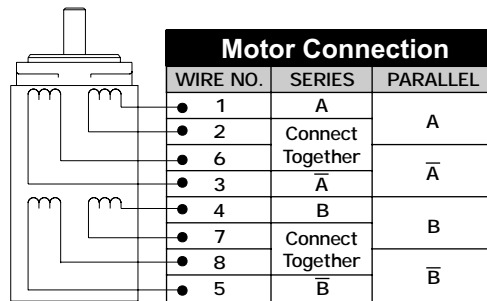
Series: 5 Amps RMS, 75 VDC



Parallel: 9 Amps RMS, 75 VDC



CONNECTION



MECHANICAL

Dimensions in Inches (mm)

